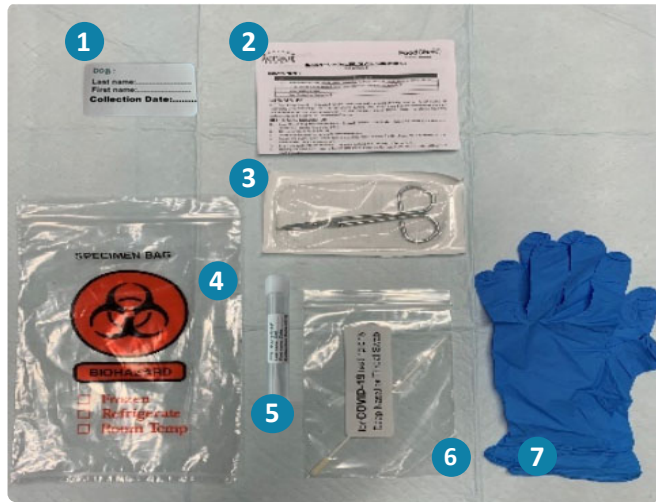


Swab Cutting Guide


Using aseptic methods

Kit Contents




1. Transport Media Label
2. Manual
3. Sterile scissors
4. Specimen Bag
5. Unscored swab
6. Transport Media
7. Gloves (not provided)

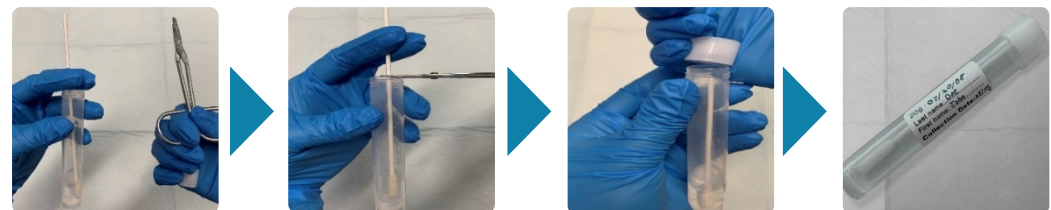
1. Prep



2. Swab and Drop



3. Cut and Cap



Lift swab and cut
untouched portion

Ensure cut swab
doesn't protrude

- ✓ Transport media fully sealed
- ✓ Label fully affixed